

Press Release

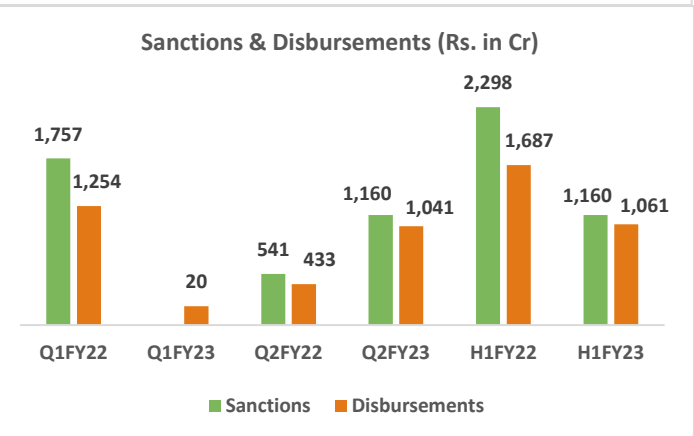
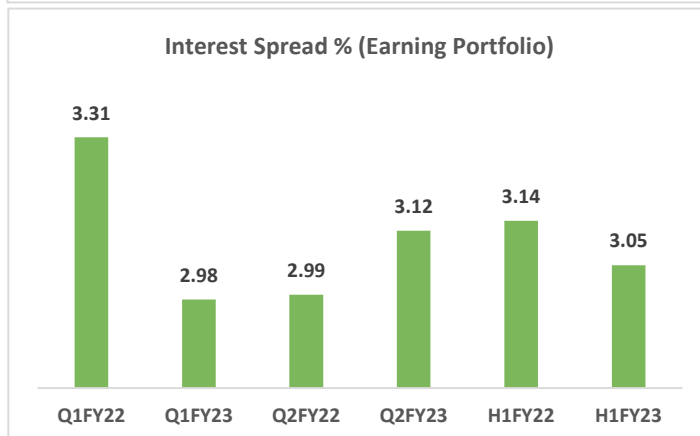
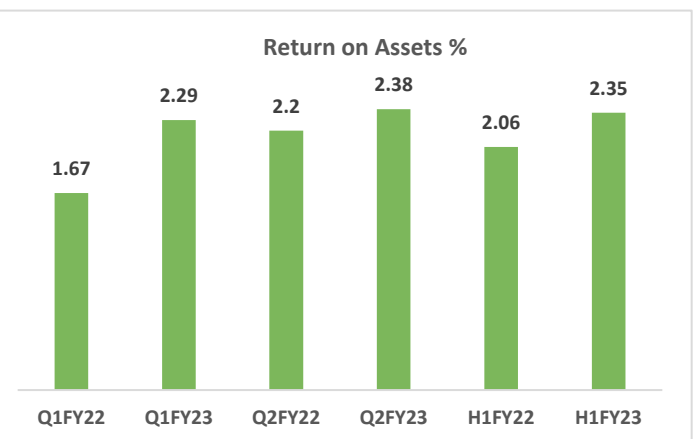
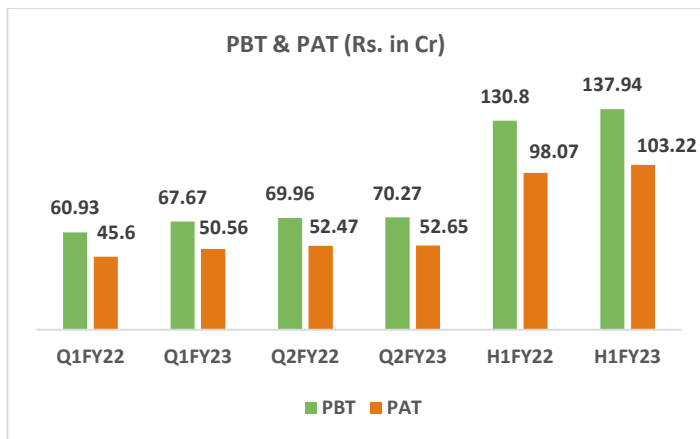
New Delhi, 04th December 2022

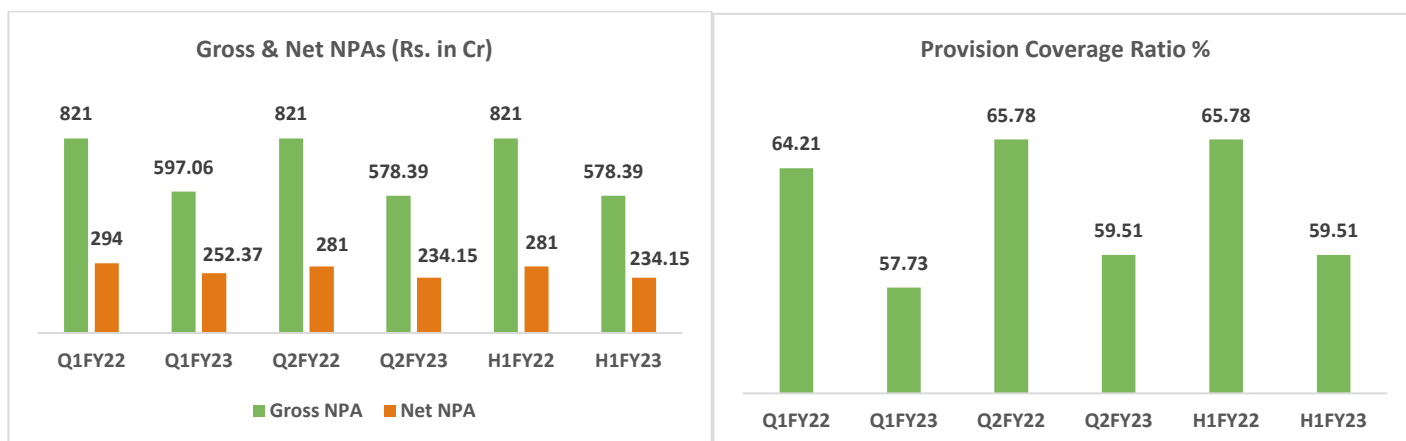
Financial Performance for the Quarter & Half year ended 30th September 2022

Highlights-H1FY23

- Profit after Tax (PAT) stood at Rs. 103.22 crore for H1FY23 against Rs.98.07 crore for H1FY22. The company is having robust pipeline of around Rs.5,600 crore for new business proposal in pre-sanction stages.
- ROA improved to 2.35% in H1FY23 compared to 2.06% a year ago
- Capital Adequacy ratio for the quarter stood at 31.74% hereby providing strong cushion for growth and expansion.
- PFS welcomes to its board three newly appointed independent directors with excellent credentials and strong domain knowledge. The company would benefit immensely from the combined experience of the three new independent directors.
- The company is positioned to have important contribution in achieving government target of 500 GW green projects and net zero carbon economy in future, having tremendous fillip to business growth in green sector.

Q1FY23 & Q2FY23 – Key Performance





Management Commentary:

Following the release of financial results for quarter and year ending 31st March 2022 recently, now with announcement of both first quarter and second quarter results together, we are completing all pending financial results. We are on a clear path of focused credit growth in future, first half of this year saw slowdown owing to resolutions and completions. PFS continues to build a robust pool of loan project opportunities and intends to pursue it with renewed vigour and partnership with our banking partners. Our focus will solely be towards becoming a leader in green project financing and contribute significantly to India's target of Net Zero emission economy. We continue to work across Green Hydrogen, sustainable agricultural projects, water treatment projects, electric mobility, waste management facilities and other sustainable green infrastructure finance projects by leveraging on our in-house expertise and strong processes

Q1FY23 VS Q1FY22

- Total Income for Q1FY23 stood at Rs. 207.21.
- Profit before Tax (PBT) and Profit after Tax (PAT) for Q1FY23 stood at Rs. 67.67 crore and Rs. 50.56 crore compared to Rs. 60.93 crore and Rs. 45.60 crore in Q1FY22 respectively
- Yield on Earning Portfolio stood at 10.50% in Q1FY23
- Debt Equity Ratio improved to 2.49 times in Q1FY23 3.95 compared to 3.91 times in Q1FY22
- Net Interest Margin (NIM) (Earning Portfolio) improved to 4.23% in Q1FY23 compared to 3.81% in Q1FY22
- Spread (Earning Portfolio) for Q1FY23 stood at 2.98% compared to 3.31% in Q1FY22
- Cost of borrowed funds have been reduced to 7.52% in Q1FY23 compared to 7.65% in Q1FY22

Q2FY23 VS Q2FY22

- Total Income for Q2FY23 stood at Rs. 195.84 crore.
- Profit before Tax (PBT) and Profit after Tax (PAT) for Q2FY23 stood at Rs. 70.27 crore and Rs. 52.66 crore compared to Rs. 69.96 crore and Rs. 52.47 crore in Q2FY22 respectively
- Yield on Earning Portfolio stood at 10.58% in Q2FY23 compared to 10.57% in Q2FY22
- Debt Equity Ratio improved to 2.38 times in Q2FY23 3.21 compared to times in Q2FY22
- Net Interest Margin (NIM) (Earning Portfolio) improved to 4.34% in Q2FY23 compared to 4.14% in Q2FY22
- Spread (Earning Portfolio) for Q2FY23 stood at 3.12% compared to 2.99% in Q2FY22
- Cost of borrowed funds have been reduced to 7.46% in Q2FY23 compared to 7.58% in Q2FY22

Q2FY23 VS Q1FY23

- Total Income for Q2FY23 stood at Rs. 195.84 crore.
- Profit before Tax (PBT) improved to Rs 70.27 crore in Q2FY23 as compared to Rs 67.67 crore in Q1FY23
- Profit after tax (PAT) stood at Rs 52.66 crore in Q2FY23 as compared to Rs 50.56 in Q1FY23.
- Spread (Earning Portfolio) for Q2FY23 stood at 3.12% compared to 2.98% in Q1FY23
- Net Interest Income (NII) for Q2FY23 stood at Rs 84 crore compared to Rs 86.02 crore in Q1FY23

H1FY23 VS H1FY22

- Total Income for H1FY23 stood at Rs. 403.05 crore.
- Profit before Tax (PBT) improved to Rs. 137.94 crore in H1FY23 as compared to Rs. 130.89 crore in H1FY22
- Profit after Tax (PAT) stood at Rs. 103.22 crore in H1FY23 as compared to Rs. 98.07 crore in H1FY22
- Spread (Earning Portfolio) for H1FY23 stood at 3.05 % as compared to 3.14% in H1FY22
- Net Interest Income (NII) for H1FY23 stood at Rs. 170.02 crore compared to Rs. 169.22 crore in H1FY22

As at 30th September, 2022

- The total outstanding credit i.e. aggregate of loan assets and non-fund based commitments against sanctioned loans, stood at Rs. 7,528 crore as on 30th Sep, 2022. Loan assets aggregated to Rs. 7,528 crore and NIL outstanding non-fund-based commitments
- The company is continuously resolving its stress assets as a result Net NPAs has come down to Rs 234 crore as on 30th September 2022. The company is expecting further resolution of its stress assets in balance part of the year.
- Capital Adequacy Ratio as on 30th Sep, 2022 stood at 31.74%
- Return on Net worth for the year ended 30th Sep, 2022 stood at 8.91%

About PFS

PFS is a non-banking finance company promoted by PTC India Limited. PFS has been granted the status of an Infrastructure Finance Company ("IFC") by the Reserve Bank of India. The Company offers an array of financial products to infrastructure companies in the entire energy value chain and other infrastructure industries. PFS also provides fee based services viz loan syndication and underwriting etc.

For more updates and information on the Company, please log on to <http://www.ptcfinancial.com>

For further information please contact:

Abhinav Goyal

Vice President

PTC India Financial Services Limited

Tel.: +91 11 26737408

Fax: +91 11 26737373

Email : abhinav.goyal@ptcfinancial.com

Piyush Jain/ Ronak Jain

S-Ancial Technologies Pvt. Ltd. (Investor Relations)

Tel: +91 9176662026 / +91 9820950544

Email: piyush@sancial.com

ronak.jain@sancial.com

Disclaimer:

Certain matters discussed in this document may contain statements regarding the Company's market opportunity and business prospects that are individually and collectively forward-looking statements. Such forward-looking statements are not guarantees of future performance and are subject to known and unknown risks, uncertainties and assumptions that are difficult to predict. These risks and uncertainties include, but are not limited to: the performance of the Indian economy and of the economies of various international markets, the performance of the power industry in India and world-wide, competition, the company's ability to successfully implement its strategy, the Company's future level of growth and expansion, technological implementation, changes and advancements, changes in revenue, income or cash flows, the Company's market preferences and its exposure to market risks, as well as other risks. The Company's actual results, levels of activity, performance or achievements could differ materially and adversely from results expressed in or implied by this document. The Company assumes no obligation to update any forward-looking information contained in this document. Any forward-looking statements and projections made by third parties included in this document are not adopted by the Company and the Company is not responsible for such third party statements and projections