


(1)(a) STATEMENT SHOWING SHAREHOLDING PATTERN IN CLAUSE-35


(1)(a) STATEMENT SHOWING SHAREHOLDING PATTERN IN CLAUSE-35			
NAME OF THE COMPANY:PTC INDIA FINANCIAL SERVICES LTD			
SCRIP CODE:		Name of the Scrip:	
Class of Security:			
QUARTER ENDED:	31/12/2011		
Partly paid-up shares	No. of partly paid-up shares	As a % of total no. of partly paid-up shares	As a % of total no. of shares of the Company.
Held by promoter/promoter group	0	0	0
Held by Public	0	0	0
Total:	0	0	0
Outstanding convertible securities:	No. of outstanding securities	As a % of total no. of outstanding convertible securities.	As a % of total no. of shares of the Company assuming full conversion of the convertible securities
Held by promoter/promoter group	0	0	0
Held by Public	0	0	0
Total:	0	0	0
Warrants:	No. of warrants	As a % of total no. of warrants	As a % of total no. of shares of the Company, assuming full conversion of warrants
Held by promoter/promoter group	0	0	0
Held by Public	0	0	0
Total:	0	0	0
Total paid-up capital of the Company, assuming full conversion of warrants and convertible securities	562083335	0	100.00



CATEGORY CODE	CATEGORY OF SHAREHOLDER	NO OF SHAREHOLDERS	TOTAL NUMBER OF SHARES	NO OF SHARES HELD IN	TOTAL SHAREHOLDING AS A % OF TOTAL NO OF SHARES		SHARES PLEDGE OR OTHERWISE ENCUMBERED	
					AS a PERCENTAGE of	As a PERCENTAGE of	NUMBER OF SHARES	AS a PERCENTAGE
(I)	(II)	(III)	(IV)	(V)	(VI)	(VII)	(VIII)	(IX)=(VIII)/(IV)*100
(A)	PROMOTER AND PROMOTER GROUP							
(1)	INDIAN							
(a)	Individual /HUF	1	337250001	337250001	60.00	60.00	0	0.00
(b)	Central Government/State Government(s)	0	0	0	0.00	0.00	0	0.00
(c)	Bodies Corporate	0	0	0	0.00	0.00	0	0.00
(d)	Financial Institutions / Banks	0	0	0	0.00	0.00	0	0.00
(e)	Others	0	0	0	0.00	0.00	0	0.00
	Sub-Total A(1) :	1	337250001	337250001	60.00	60.00	0	0.00
(2)	FOREIGN							
(a)	Individuals (NRIs/Foreign Individuals)	0	0	0	0.00	0.00	0	0.00
(b)	Bodies Corporate	0	0	0	0.00	0.00	0	0.00
(c)	Institutions	0	0	0	0.00	0.00	0	0.00
(d)	Others	0	0	0	0.00	0.00	0	0.00
	Sub-Total A(2) :	0	0	0	0.00	0.00	0	0.00
	Total A=A(1)+A(2)	1	337250001	337250001	60.00	60.00	0	0.00
(B)	PUBLIC SHAREHOLDING							
(1)	INSTITUTIONS							
(a)	Mutual Funds /UTI	1	5478063	5478063	0.97	0.97		
(b)	Financial Institutions /Banks	7	16304188	16304188	2.90	2.90		
(c)	Central Government / State Government(s)	0	0	0	0.00	0.00		




CATEGORY CODE	CATEGORY OF SHAREHOLDER	NO OF SHAREHOLDERS	TOTAL NUMBER OF SHARES	NO OF SHARES HELD IN	TOTAL SHAREHOLDING AS A % OF TOTAL NO OF SHARES		SHARES PLEDGE OR OTHERWISE ENCUMBERED	
					AS a PERCENTAGE of	As a PERCENTAGE of	NUMBER OF SHARES	AS a PERCENTAGE
(I)	(II)	(III)	(IV)	(V)	(VI)	(VII)	(VIII)	(IX)=(VIII)/(IV)*100
(d)	Venture Capital Funds	0	0	0	0.00	0.00		
(e)	Insurance Companies	2	15340277	15340277	2.73	2.73		
(f)	Foreign Institutional Investors	21	124811222	124811222	22.21	22.21		
(g)	Foreign Venture Capital Investors	0	0	0	0.00	0.00		
(h)	Others	0	0	0	0.00	0.00		
	Sub-Total B(1) :	31	161933750	161933750	28.81	28.81		
(2)	NON-INSTITUTIONS							
(a)	Bodies Corporate	504	18896515	18896515	3.36	3.36		
(b)	Individuals							
	(i) Individuals holding nominal share capital upto Rs.1 lakh	40445	37951891	37934351	6.75	6.75		
	(ii) Individuals holding nominal share capital in excess of Rs.1 lakh	174	4843943	4843943	0.86	0.86		
(c)	Others							
	TRUSTS	1	2650	2650	0.00	0.00		
	NON RESIDENT INDIANS	330	1106120	1106120	0.20	0.20		
	CLEARING MEMBERS	54	98465	98465	0.02	0.02		
	Sub-Total B(2) :	41508	62899584	62882044	11.19	11.19		
	Total B=B(1)+B(2) :	41539	224833334	224815794	40.00	40.00		
	Total (A+B) :	41540	562083335	562065795	100.00	100.00		



CATEGORY CODE	CATEGORY OF SHAREHOLDER	NO OF SHAREHOLDERS	TOTAL NUMBER OF SHARES	NO OF SHARES HELD IN	TOTAL SHAREHOLDING AS A % OF TOTAL NO OF SHARES		SHARES PLEDGE OR OTHERWISE ENCUMBERED	
					AS a PERCENTAGE of	As a PERCENTAGE of	NUMBER OF SHARES	AS a PERCENTAGE
(I)	(II)	(III)	(IV)	(V)	(VI)	(VII)	(VIII)	(IX)=(VIII)/(IV)*100
(C)	Shares held by custodians, against which Depository Receipts have been issued							
(1)	Promoter and Promoter Group							
(2)	Public	0	0	0	0.00	0.00		
	GRAND TOTAL (A+B+C) :	41540	562083335	562065795	100.00	0.00	0	0.00




(l)(b) Statement showing holding of securities (including shares, warrants, convertible securities) of persons belonging to the category "Promoter and Promoter Group"											
Sr.No	Name of the Shareholder	Details of Shares held		Encumbered shares (*)			Details of Warrants		Details of convertible securities		Total Shares (including underlying shares assuming full conversion of warrants and convertible securities) as a % of diluted share capital
		No. of Shares held	As a % of grand total (A)+(B)+(C)	Pledge Shares	AS a percentage	AS a % of grand total (A) + (B) + (C) of sub-clause (I)(a)	Number of warrants held	As a % total number of warrants of the same class	Number of convertible securities held	As a % total number of convertible securities of the same class	
(I)	(II)	(III)	(IV)	(V)	(VI)=(V)/(III)*	(VII)	(VIII)	(IX)	(X)	(XI)	(XII)
1	PTC INDIA LIMITED	337250001	60.00	0	0.00	0.00	0	0.00	0	0.00	0.00
TOTAL :		337250001	60.00	0	0.00	0.00	0	0.00	0	0.00	0.00



(l)(c)(i) Statement showing holding of securities (including shares, warrants, convertible securities) of persons belonging to the category "Public" and holding more than 1% of the total number of shares								
Sr.No.	Name of the shareholder	Number of shares held	Shares as a percentage of total number of shares (i.e., Grant total (A)+(B)+(C) indicated in Statement at para (l)(a) above)	Details of warrants		Details of convertible securities		Total shares (including underlying shares assuming full conversion of warrants and convertible securities) as a % of diluted share capital)
				Number of warrants held	As a % total number of warrants of the same class	Number of convertible securities held	% w.r.t total number of convertible securities of the same class	
1	GS STRATEGIC INVESTMENTS LIMITED	48666667	8.66	0	0.00	0	0.00	0.00
2	HSBC BANK (MAURITIUS) LIMITED A/C GMFA ASIA VENTURE LTD	20691920	3.68	0	0.00	0	0.00	0.00
3	MACQUARIE INDIA HOLDINGS LIMITED	19466667	3.46	0	0.00	0	0.00	0.00
4	EMERGING MARKETS GROWTH FUND, INC.	15933450	2.83	0	0.00	0	0.00	0.00
5	LIFE INSURANCE CORPORATION OF INDIA	13882595	2.47	0	0.00	0	0.00	0.00
6	BAJAJ ALLIANZ LIFE INSURANCE COMPANY LTD.	12147346	2.16	0	0.00	0	0.00	0.00
7	CAPITAL INTERNATIONAL EMERGING MARKETS FUND	10220735	1.82	0	0.00	0	0.00	0.00
8	STATE BANK OF INDIA	9240898	1.64	0	0.00	0	0.00	0.00
	TOTAL :	150250278	26.73	0	0.00	0	0.00	0.00



(i)(c) Statement showing holding of securities (including shares, warrants, convertible securities) of persons (together with PAC) belonging to the category "Public" and holding more than 5% of the total number of shares of the company								
Sr.No.	Name(s) of the shareholder(s) and the Persons Acting in Concert (PAC) with them	Number of shares held	percentage of total number of shares {i.e., Grant total (A)+(B)+(C) indicated in	Details of warrants		Details of convertible securities		(including underlying shares assuming full conversion of warrants and
				Number of warrants held	total number of warrants of the	convertible securities held	total number of convertible	
1	GS STRATEGIC INVESTMENTS LIMITED	48666667	8.66	0	0.00	0	0.00	0.00
	TOTAL :	48666667	8.66	0	0.00	0	0.00	0.00



(l)(d)	STATEMENT SHOWING DETAILS OF LOCKED-IN SHARES"			
SLNO	NAME OF THE SHAREHOLDER	CAT. CODE	NO OF SHARES	PERCENTAGE
1	PTC INDIA LIMITED	PRO	191250007	34.03
2	PTC INDIA LIMITED	PRO	112416667	20.00
3	GS STRATEGIC INVESTMENTS LIMITED	FII	48666667	8.66
4	PTC INDIA LIMITED	PRO	33583327	5.97
5	MACQUARIE INDIA HOLDINGS LIMITED	FII	19466667	3.46
	TOTAL :		405383335	72.12



(II)(a)	STATEMENT SHOWING DETAILS OF DEPOSITORY RECEIPTS (DRS)			
Sr.No.	Type of outstanding DR (ADRs,GDRs,SDRs,etc.)	Number of outstanding DRs	Number of shares underlying outstanding DRs	Shares underlying outstanding DRs as a percentage of total number of shares {i.e., Grand Total (A)+(B)+(C) indicated in Statement at Para(I)(a) above}
	TOTAL :	0	0	0



(II)(b)	Statement showing Holding of Depository Receipts (DRs), where underlying shares held by "Promoter/Promoter group" are in excess of 1% of the total number shares.			
Sr.No.	Name of the DR Holder	Type of outstanding DR (ADRs,GDRs,SDRs,etc.)	Number of shares underlying outstanding DRs	Shares underlying outstanding DRs as a percentage of total number of shares (i.e., Grand Total (A)+(B)+(C) indicated in Statement at para(I)(a) above}
	TOTAL :		0	0

