

Q3 & 9M FY2017 Results Presentation



Preferred financial partner across energy value chain



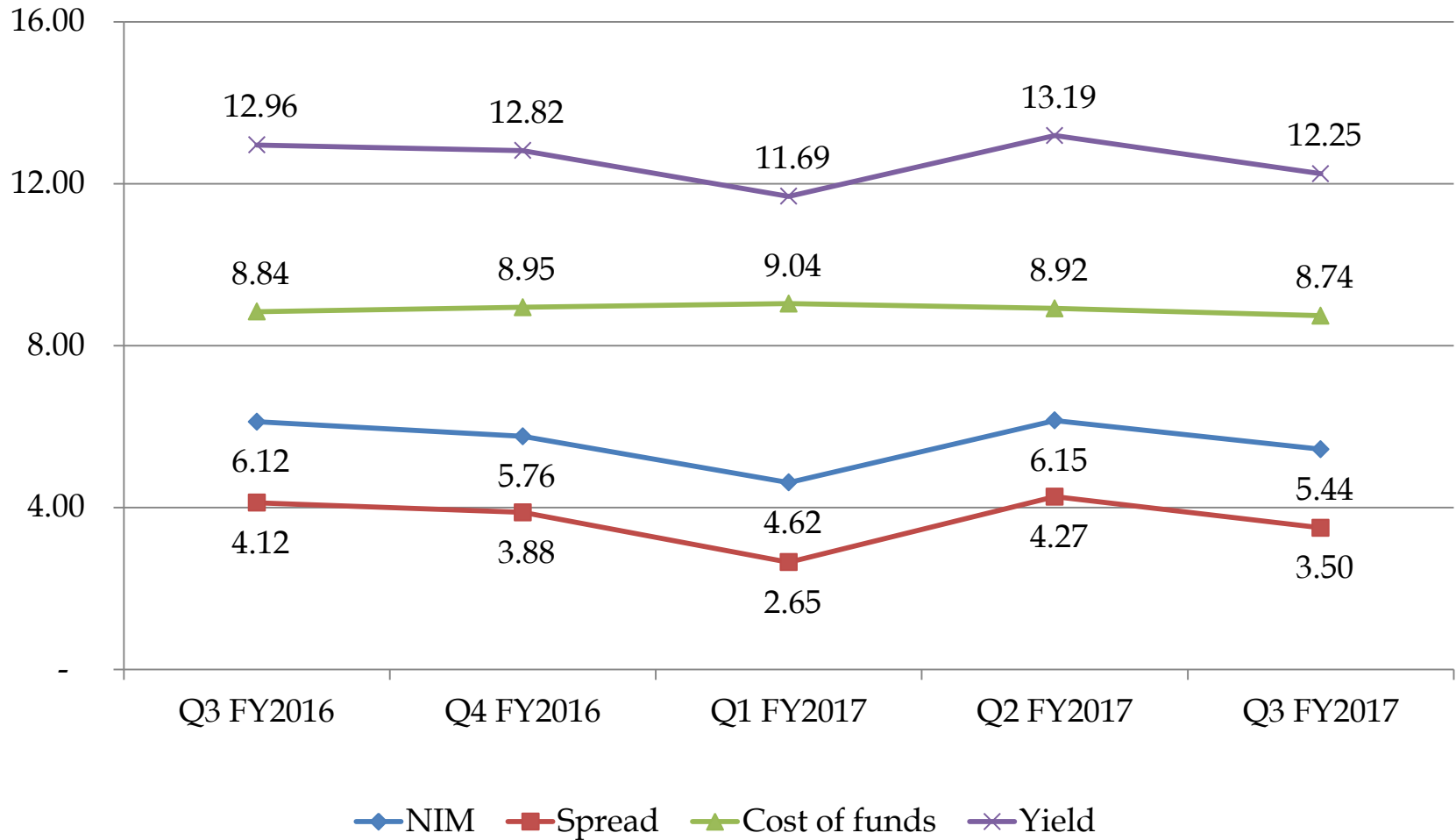
Results Overview

Qtr ended 31 st Dec 2016	Qtr ended 31 st Dec 2015	Shift %	Particulars (Rs. Crores)	9 months ended 31 st Dec 2016	9 months ended 31 st Dec 2015	Shift %	Year ended 31 st Mar 2016
293.38	233.38	25.71	Interest Income	849.84	665.40	27.72	921.41
-	-	-	Profit on sale of equity investments	11.59	206.93	(94.40)	206.93
20.03	14.69	36.37	Other Operating Income	58.31	44.60	30.72	58.58
313.41	248.06	26.34	Total Income	919.74	916.93	0.31	1,186.91
163.46	125.56	30.18	Interest and financial charges	478.96	366.03	30.85	507.24
5.90	5.63	4.83	Loss on foreign currency translation	15.28	17.30	(11.71)	22.87
8.64	3.36	157.02	Provisions	44.43	51.65	(13.98)	95.19
9.06	7.80	16.08	Other operating expenses	25.84	21.06	22.67	30.19
187.06	142.36	31.40	Total expenses	564.50	456.05	23.78	655.49
126.35	105.70	19.54	Profit from operation (before other income)	355.24	460.89	(22.92)	531.43
0.13	0.00	3,522.86	Other Income	0.50	0.01	4,404.55	0.01
126.47	105.70	19.65	Profit before tax	355.73	460.90	(22.82)	531.44
43.25	36.25	19.30	Tax expense (including deferred tax)	120.16	118.83	1.12	140.35
83.22	69.45	19.84	Profit after tax	235.57	342.06	(31.13)	391.10

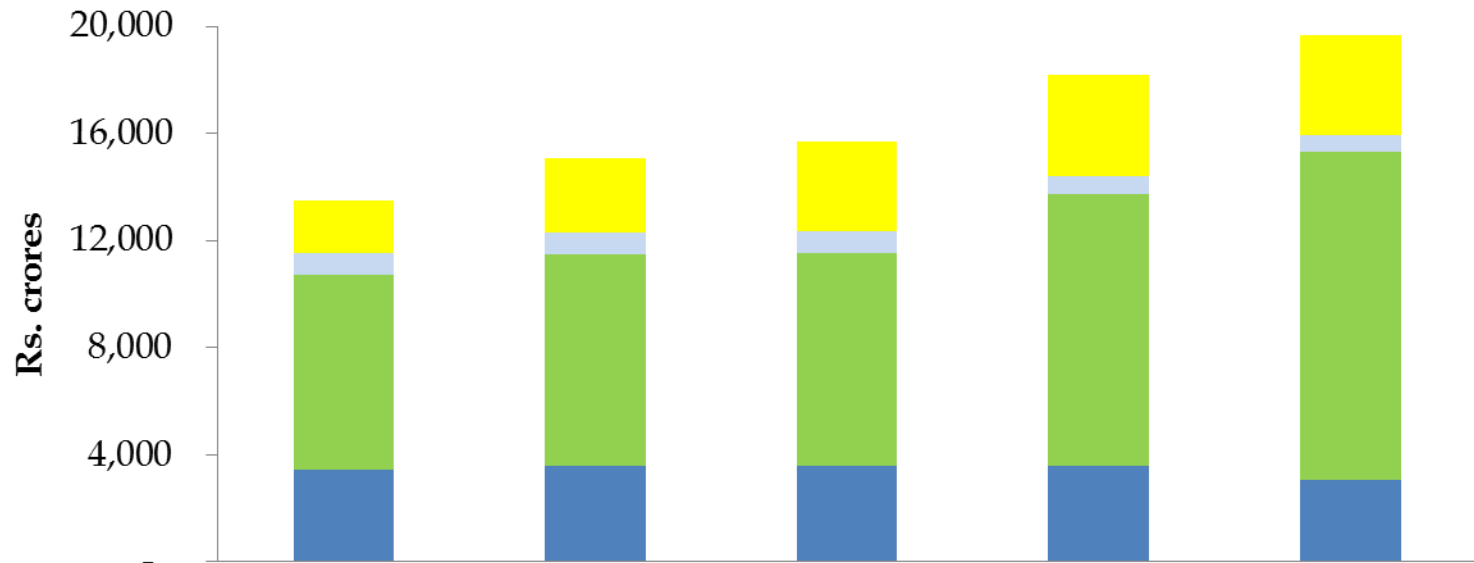
Key Indicators

Qtr ended 31 st Dec 2016	Qtr ended 31 st Dec 2015	Particulars	9 months ended 31 st Dec 2016	9 months ended 31 st Dec 2015	Year ended 31 st Mar 2016
3,377	1,522	Loan Sanctioned (Rs. Crs)	7,954	4,398	6,528
597	905	Loan Disbursed (Rs. Crs)	2,348	2,105	3,555
9,613	7,795	Loan Assets (Rs. Crs)	9,613	7,795	8,634
12.25	12.96	Yield on Loan Assets (%)	12.43	13.13	13.07
8.74	8.84	Cost of borrowed funds (%)	8.90	9.07	9.05
3.50	4.12	Interest Spread (%)	3.53	4.07	4.02
5.44	6.12	Net Interest Margin (%)	5.43	6.05	5.98
1.64	1.24	Earnings Per Share (Rs.)	4.66	6.09	6.96
6.28	6.68	Cost to Income Ratio (%)	6.23	6.45	6.71
26.20	23.58	Capital Adequacy Ratio (%)	26.20	23.58	21.77
3.21	3.45	Debt Equity Ratio (%)	3.21	3.45	3.75
16.43	15.87	Return on Networth (%)	17.56	28.30	23.99
0.85	0.86	Return on Assets (%)	2.40	4.25	4.43

NIMs driven by optimal mix of funds

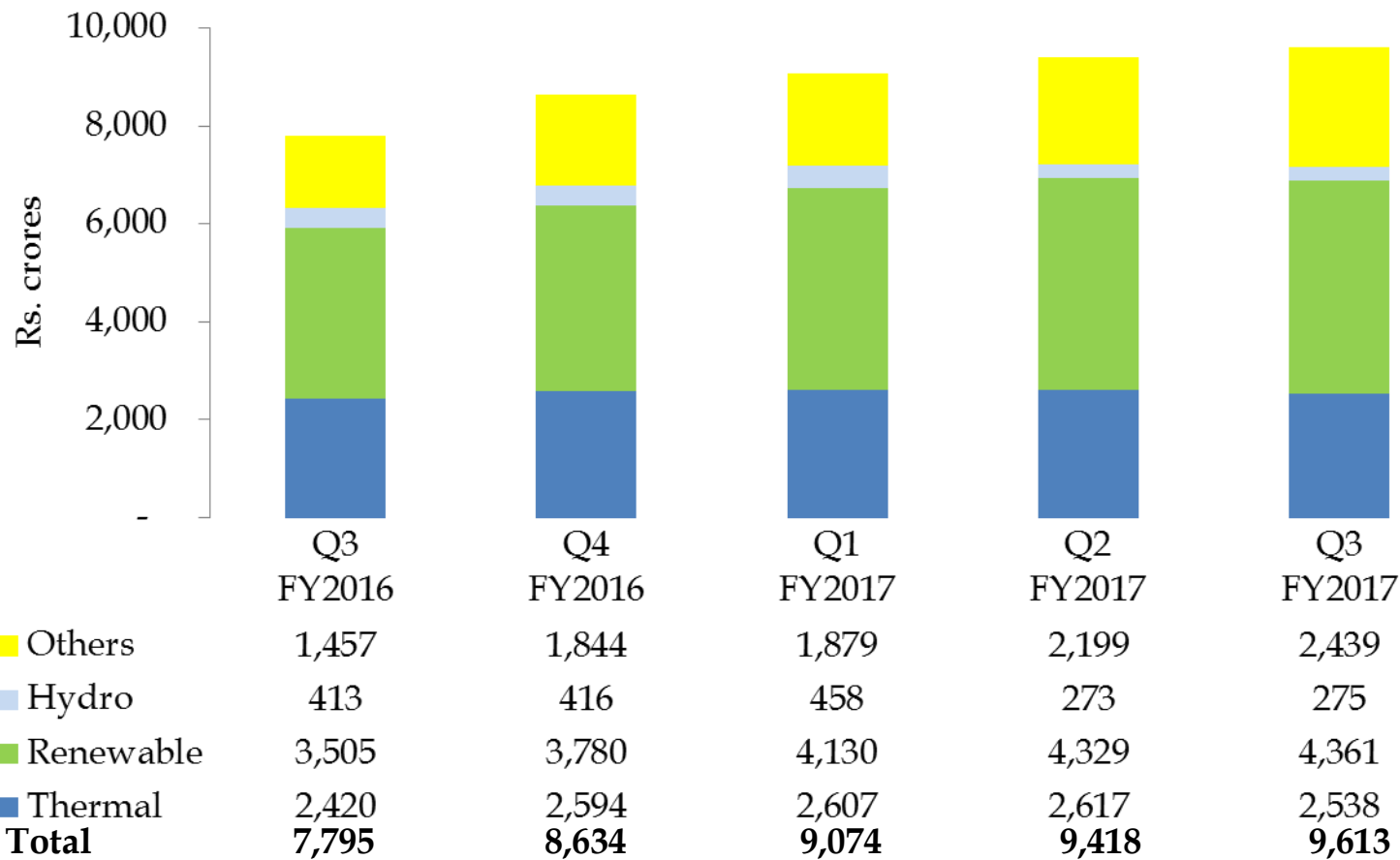


Cumulative Debt Sanctioned



	Q3 FY2016	Q4 FY2016	Q1 FY2017	Q2 FY2017	Q3 FY2017
Others	1,967	2,773	3,398	3,773	3,773
Hydro	810	810	810	682	596
Renewable	7,282	7,919	7,945	10,173	12,276
Thermal	3,433	3,572	3,572	3,572	3,051
Total	13,492	15,074	15,725	18,200	19,696

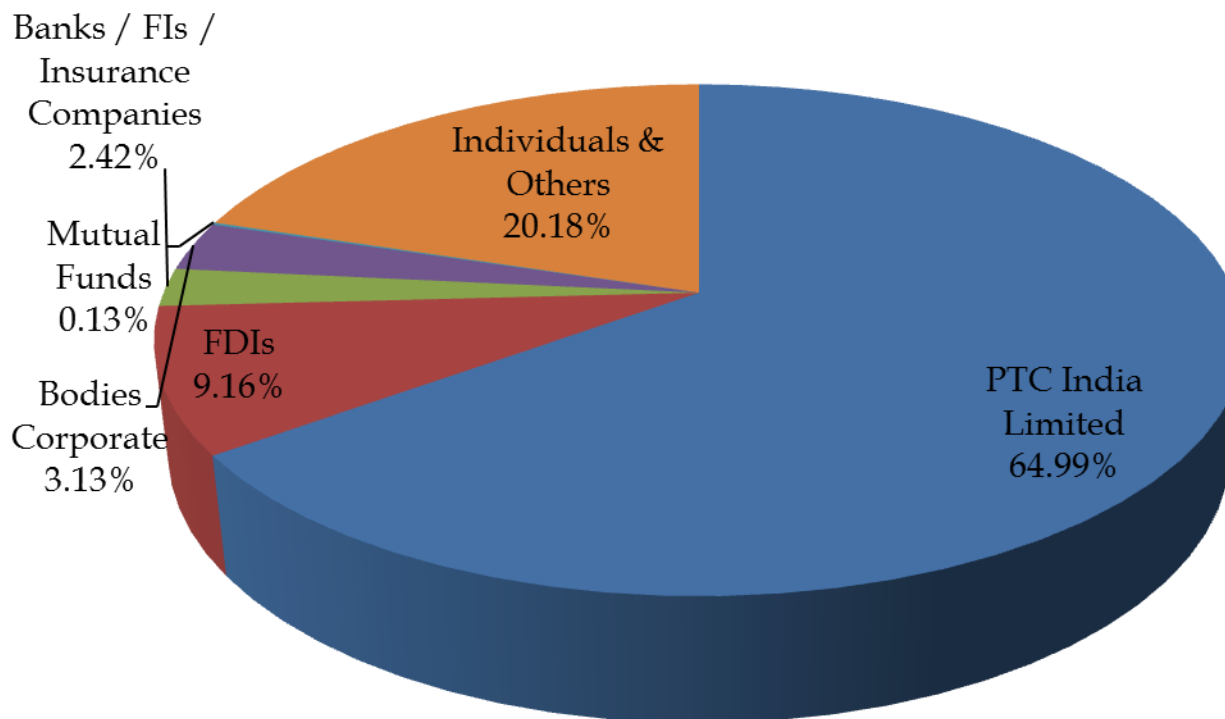
Debt Outstanding



Status of significant equity investments

Project	Capacity (MW)	Outstanding as at 31 st Dec 2016 (Rs. crore)	Investment Status
Indian Energy Exchange Limited	N.A.	1.52	<ul style="list-style-type: none"> Operational since June 2008. PFS holds 5% on fully diluted basis in the Company.
East Coast Energy Private Limited	1,320	133.38	<ul style="list-style-type: none"> Construction activities are in progress. Cost overrun for the project has been approved by the lead FI. PFS has received FIPB approval to swap its shareholding into shares of holding company.
R S India Wind Energy Private Limited	99	61.12	<ul style="list-style-type: none"> Phase I (41.25 MW) is commissioned. WTG manufacturing facility housed in a group company is commissioned. PFS has made a provision of entire amount.
Total		196.02	

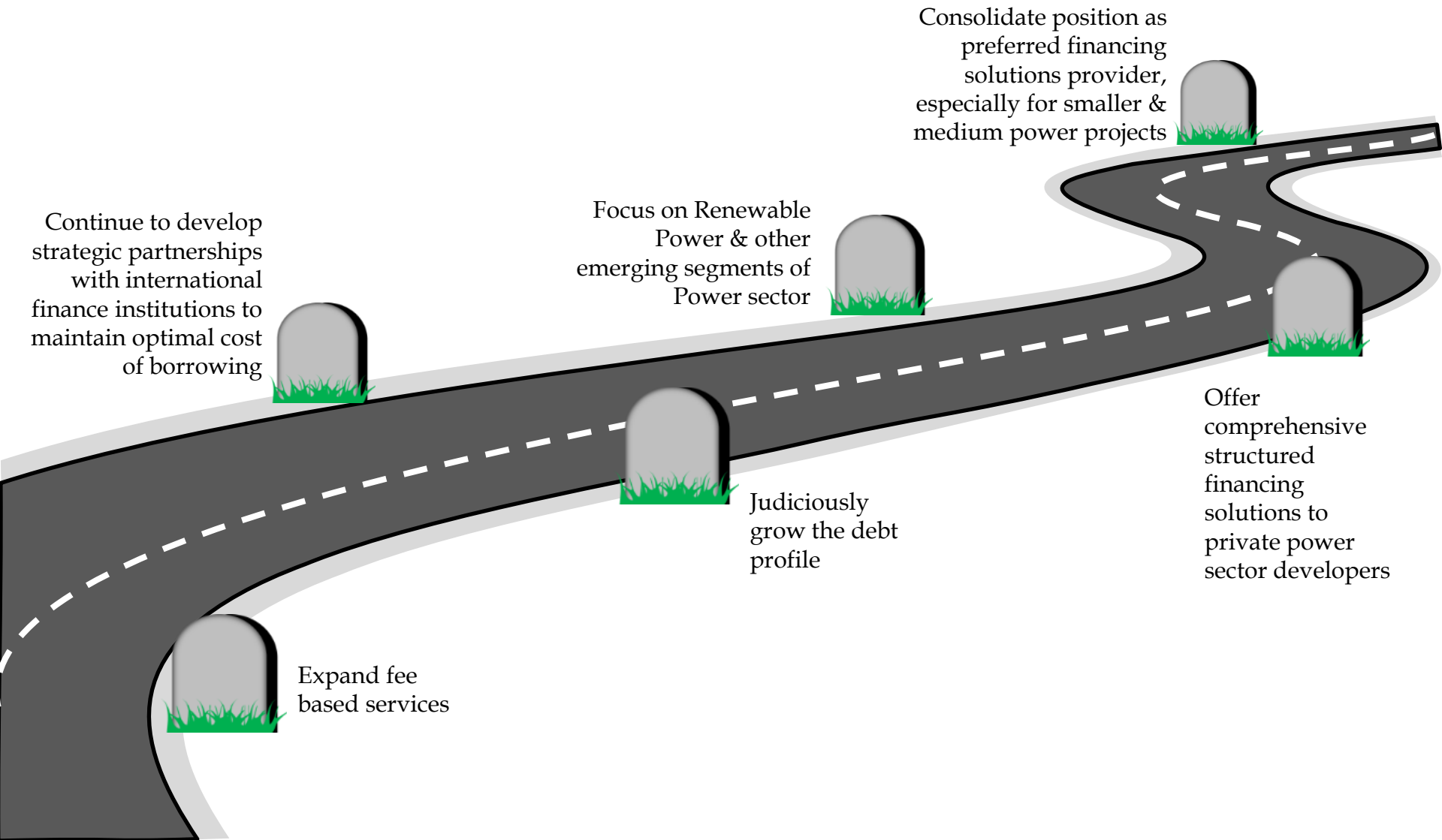
Shareholding as at 31st December 2016



Top 10 shareholders as at 31st December 2016

Name	% Equity	Name	% Equity
PTC India Limited	64.99	Bajaj Allianz Life Insurance Company Limited	0.49
New Horizon Opportunities Master Fund	5.90	Emerging Markets Core Equity Portfolio	0.38
Life Insurance Corporation Of India	2.13	Birla Sun Life Insurance Company Limited	0.28
Lakshmi Capital Investments Limited	0.63	The Emerging Markets Small Cap Series of DFA Investment Trust Company	0.26
Dimensional Emerging Markets Value Fund	0.57	MV SCIF Mautitius	0.20

Way Forward



Disclaimer

- This presentation and the accompanying slides (the “Presentation”), which have been prepared by PTC India Financial Services Limited (the “Company”), have been prepared solely for information purposes and do not constitute any offer, recommendation or invitation to purchase or subscribe for any securities, and shall not form the basis or be relied on in connection with any contract or binding commitment whatsoever.
- This Presentation has been prepared by the Company based on information and data which the Company considers reliable, but the Company makes no representation or warranty, express or implied, whatsoever, and no reliance shall be placed on, the truth, accuracy, completeness, fairness and reasonableness of the contents of this Presentation. This Presentation may not be all inclusive and may not contain all of the information that you may consider material. Any liability in respect of the contents of, or any omission from, this Presentation is expressly excluded.
- Certain matters discussed in this Presentation may contain statements regarding the Company’s market opportunity and business prospects that are individually and collectively forward-looking statements. Such forward-looking statements are not guarantees of future performance and are subject to known and unknown risks, uncertainties and assumptions that are difficult to predict. These risks and uncertainties include, but are not limited to: the performance of the Indian economy and of the economies of various international markets, the performance of the power industry in India and world-wide, competition, the company’s ability to successfully implement its strategy, the Company’s future levels of growth and expansion, technological implementation, changes and advancements, changes in revenue, income or cash flows, the Company’s market preferences and its exposure to market risks, as well as other risks. The Company’s actual results, levels of activity, performance or achievements could differ materially and adversely from results expressed in or implied by this Presentation. The Company assumes no obligation to update any forward-looking information contained in this Presentation. Any forward-looking statements and projections made by third parties included in this Presentation are not adopted by the Company and the Company is not responsible for such third party statements and projections.
- The distribution of this document in certain jurisdictions may be restricted by law and persons into whose possession this presentation comes should inform themselves about and observe any such restrictions.

Thank You