



Press Release

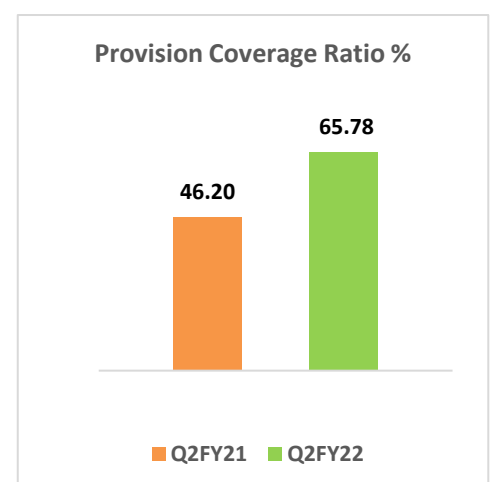
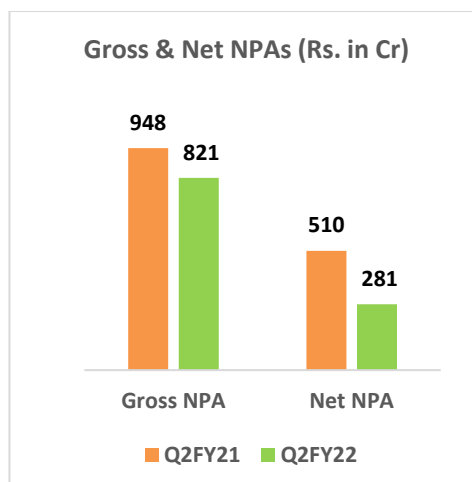
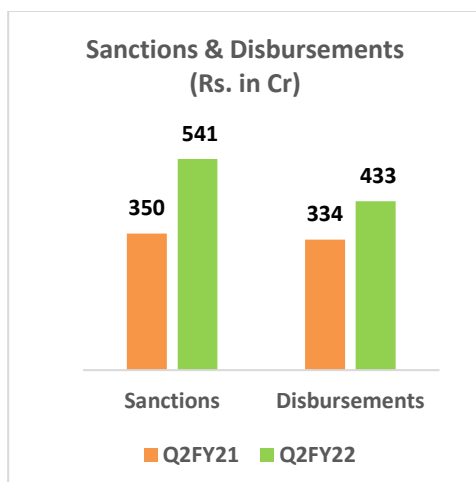
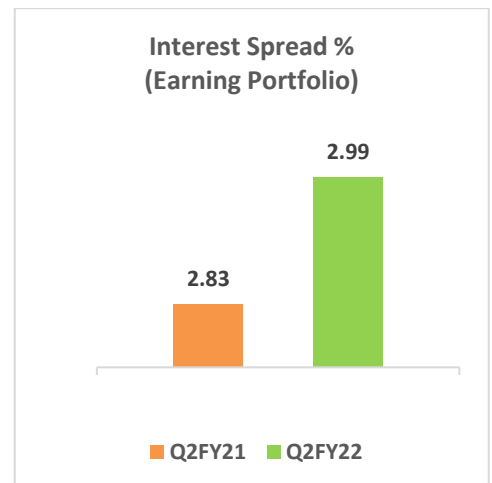
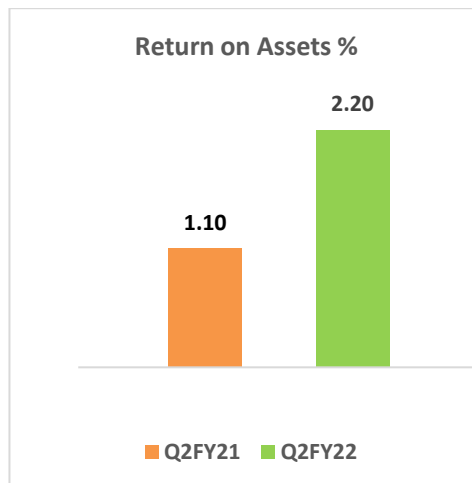
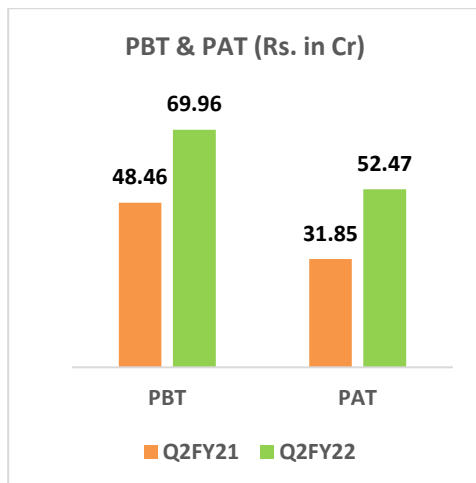
New Delhi, 09th November 2021

Financial Performance for the Quarter & Half Year ended 30th September, 2021

Highlights-Q2FY22

- Fresh Loans of Rs. 541 crore sanctioned and further disbursements of Rs. 433 crores have been made during the quarter in the areas of sustainable financing
- PFS further enhanced its business growth with sanctions of Rs. 1,851 crores and disbursements of Rs.761 crores in current quarter till date
- Profit before Tax (PBT) stood at Rs. 69.96 crore and Profit after Tax (PAT) stood at Rs. 52.47 crore for Q2FY22
- ROA improved to 2.20% in Q2FY22 compared to 1.10% a year ago
- Capital Adequacy ratio for the quarter stood at 26.06% hereby providing strong cushion for growth and expansion

Q2FY22 – Key Performance Variables





Management Commentary:

The recent tangible efforts of the Indian government to invigorate the economy has started to pay off as there are some obvious signs of economic revival. We continue to successfully overcome all difficulties on our path towards all-inclusive growth. We are determined to go from strength to strength. As we conclude the second quarter of the Financial Year 2021-22, we are delighted to share the Company's remarkable performance across all parameters. Profit for the quarter has increased to Rs. 52 crore, and our net interest margins improved to 4.14%, majorly on the back of improved cash flows and strong liquidity position. We are steadfast in our commitment to maintaining a clean and robust balance sheet in terms of the nature of business and the quality of assets. In order to achieve sustainable growth and strong credit positions, we continue to enhance our NIMs, Cost of Borrowings and all Operating Margins. Going forward, your Company shall continue its focus on new areas of incorporating sustainable green infrastructure projects like renewable energy, wastewater treatment plant, e-mobility, e-vehicle manufacturing etc., in order to increase its brand value. PFS has started creating new records of success this quarter and is fully capable to reach newer heights in future resurgence, expansion and growth.

Q2FY22 VS Q2FY21

- Total Income for Q2FY22 stood at Rs. 242.34 crore as compared to Rs. 297.98 crore in Q2FY21
- Profit before Tax (PBT) and Profit after Tax (PAT) for Q2FY22 stood at Rs. 69.96 crore and Rs. 52.47 crore compared to Rs. 48.46 crore and Rs. 31.85 crore in Q2FY21 respectively
- Yield on Earning Portfolio stood at 10.57% in Q2FY22
- Debt Equity Ratio improved to 3.21 times in Q2FY22 compared to 4.30 times in Q2FY21
- Net Interest Margin (NIM) (Earning Portfolio) improved to 4.14% in Q2FY22 compared to 3.70% in Q2FY21
- Spread (Earning Portfolio) for Q2FY22 improved to 2.99% compared to 2.82% in Q2FY21
- Cost of borrowed funds have been reduced to 7.58% in Q2FY22 compared to 8.53% in Q2FY21

Q2FY22 VS Q1FY22

- Total Income for Q2FY22 stood at Rs. 242.34 crore as compared to Rs. 253.95 crore in Q1FY22
- Profit before Tax (PBT) improved to Rs. 69.96 crore in Q2FY22 as compared to Rs. 60.93 crore in Q1FY22
- Profit after Tax (PAT) stood at Rs. 52.47 crore in Q2FY22 as compared to Rs. 45.60 crore in Q1FY22
- Spread (Earning Portfolio) for Q2FY22 stood at 2.99% as compared to 3.31% in Q1FY22
- Net Interest Income (NII) for Q2FY22 stood at Rs. 89.60 crore compared to Rs. 79.62 crore in Q1FY22

H1FY22 VS H1FY21

- Net Interest Income (NII) for H1FY22 stood at Rs. 169.22 crore compared to Rs. 180.20 crore in H1FY21
- Total Income for H1FY22 stood at Rs. 496.28 crore compared to Rs. 596.09 crore in H1FY21
- Profit before Tax (PBT) for H1FY22 stood at Rs. 130.89 crore compared to Rs. 91.06 crore in H1FY21
- Profit After Tax (PAT) stood at Rs. 98.07 crore in H1FY22 compared to Rs. 58.42 crore in H1FY21
- Yield on Earning Portfolio stood at 10.76% in H1FY22



- Net Interest Margin on earning portfolio stood at 3.98% in H1FY22 compared to 3.52% in H1FY21
- Business (disbursements) of Rs. 1,687 crore has been made in H1FY22

As at 30th September, 2021

- The total outstanding credit i.e. aggregate of loan assets and non-fund based commitments against sanctioned loans, stood at Rs. 9,633 crore as on 30th September, 2021. Loan assets aggregated to Rs. 9,290 crore and outstanding non-fund-based commitments aggregated to Rs. 343 crore
- Capital Adequacy Ratio as on 30th September, 2021 stood at 26.06%
- Return on Net worth for the quarter ended 30th September, 2021 stood at 9.52%
- PFS has provided financial assistance for renewable projects of around 13,000 MW with carbon abatement of 25 million tonnes per annum and a total of 125 million tonnes of CO2 considering average project life of 5 years
- PFS provided financial assistance to sunshine sectors like electric vehicle mobility (1,050 EV), water projects (362 million litre per day) etc.

About PFS

PFS is a non-banking finance company promoted by PTC India Limited. PFS has been granted the status of an Infrastructure Finance Company (“IFC”) by the Reserve Bank of India. The Company offers an array of financial products to infrastructure companies in the entire energy value chain and other infrastructure industries. PFS also provides fee based services viz loan syndication and underwriting etc.

For more updates and information on the Company, please log on to <http://www.ptcfinancial.com>

For further information please contact:

Abhinav Goyal

Vice President

PTC India Financial Services Limited

Tel.: +91 11 26737408

Fax: +91 11 26737373

Email : abhinav.goyal@ptcfinancial.com

For Media queries

Mansi Sheth

Tel: 91: 9870631556

Email: mansi@veritasreputation.com

Nikunj Seth/Karan Thakker

S-Ancial Technologies Pvt. Ltd. (Investor Relations)

Tel: +91 9773397958/ +91 8169962562

Email: nikunj@s-ancial.com

karan@s-ancial.com

Disclaimer:

Certain matters discussed in this document may contain statements regarding the Company's market opportunity and business prospects that are individually and collectively forward-looking statements. Such forward-looking statements are not guarantees of future performance and are subject to known and unknown risks, uncertainties and assumptions that are difficult to predict. These risks and uncertainties include, but are not limited to: the performance of the Indian economy and of the economies of various international markets, the performance of the power industry in India and world-wide, competition, the company's ability to successfully implement its strategy, the Company's future levels of growth and expansion, technological implementation, changes and advancements, changes in revenue, income or cash flows, the Company's market preferences and its exposure to market risks, as well as other risks. The Company's actual results, levels of activity, performance or achievements could differ materially and adversely from results expressed in or implied by this document. The Company assumes no obligation to update any forward-looking information contained in this document. Any forward-looking statements and projections made by third parties included in this document are not adopted by the Company and the Company is not responsible for such third party statements and projections.

PTC India Financial Services Limited (CIN: L65999DL2006PLC153373) (A subsidiary of PTC India Limited)

Registered Office: 7th Floor, Telephone Exchange Building, 8 Bhikaji Cama Place, New Delhi - 110 066, India

Board: +91 11 26737300 Fax: +91 11 26737373, Website: www.ptcfinancial.com, E-mail: info@ptcfinancial.com