


(1)(a) STATEMENT SHOWING SHAREHOLDING PATTERN IN CLAUSE-35

NAME OF THE COMPANY: PTC INDIA FINANCIAL SERVICES LTD		Name of the Scrip:	
SCRIP CODE:	533344		
Class of Security:			
QUARTER ENDED:	31/03/2012		
Partly paid-up shares	No. of partly paid-up shares	As a % of total no. of partly paid-up shares	As a % of total no. of shares of the Company.
Held by promoter/promoter group	0	0	0
Held by Public	0	0	0
<b>Total:</b>	<b>0</b>	<b>0</b>	<b>0</b>
Outstanding convertible securities:	No. of outstanding securities	As a % of total no. of outstanding convertible securities.	As a % of total no. of shares of the Company assuming full conversion of the convertible securities
Held by promoter/promoter group	0	0	0
Held by Public	0	0	0
<b>Total:</b>	<b>0</b>	<b>0</b>	<b>0</b>
Warrants:	No. of warrants	As a % of total no. of warrants	As a % of total no. of shares of the Company, assuming full conversion of warrants
Held by promoter/promoter group	0	0	0
Held by Public	0	0	0
<b>Total:</b>	<b>0</b>	<b>0</b>	<b>0</b>
Total paid-up capital of the Company, assuming full conversion of warrants and convertible securities	562083335	0	100.00



A handwritten signature in black ink, appearing to be a stylized name or initials.


CATEGORY CODE	CATEGORY OF SHAREHOLDER	NO OF SHAREHOLDERS		NO OF SHARES HELD IN DEMATERIALIZED FORM	TOTAL SHAREHOLDING AS A % OF TOTAL NO OF SHARES		SHARES PLEDGE OR OTHERWISE ENCUMBERED	AS A PERCENTAGE
		(iii)	(iv)		(v)	(vi)		
(1)	(ii)	(iii)	(iv)	(v)	(vi)	(vii)	(viii)	(ix)=(viii)/(iv)*100
(A)	PROMOTER AND PROMIDTER GROUP							
(1)	INDIAN							
(a)	Individual /HUF	0	0	0	0.00	0.00	0	0.00
(b)	Central Government/State Government(s)	0	0	0	0.00	0.00	0	0.00
(c)	Bodies Corporate	1	337250001	337250001	60.00	60.00	0	0.00
(d)	Financial Institutions / Banks	0	0	0	0.00	0.00	0	0.00
(e)	Others	0	0	0	0.00	0.00	0	0.00
	Sub-Total A(1) :	1	337250001	337250001	60.00	60.00	0	0.00
(2)	FOREIGN							
(a)	Individuals (NRIs/Foreign Individuals)	0	0	0	0.00	0.00	0	0.00
(b)	Bodies Corporate	0	0	0	0.00	0.00	0	0.00
(c)	Institutions	0	0	0	0.00	0.00	0	0.00
(d)	Others	0	0	0	0.00	0.00	0	0.00
	Sub-Total A(2) :	0	0	0	0.00	0.00	0	0.00
	Total A=A(1)+A(2)	1	337250001	337250001	60.00	60.00	0	0.00

  
 ADVICES LIMITED  
 New Delhi  
 00121\*

CATEGORY CODE	CATEGORY OF SHAREHOLDER	NO OF SHAREHOLDERS	TOTAL NUMBER OF SHARES	NO OF SHARES HELD IN DEMATERIALIZED FORM	TOTAL SHAREHOLDING AS A % OF TOTAL NO OF SHARES		SHARES PLEDGE OR OTHERWISE ENCUMBERED	AS A PERCENTAGE
					AS a PERCENTAGE of (A+B) (VI)	AS a PERCENTAGE of (A+B+C) (VII)		
(I)	(II) PUBLIC SHAREHOLDING	(III)	(IV)	(V)	(VI)	(VII)	(VIII)	(IX)=(VIII)/(IV)*100
(B)	PUBLIC SHAREHOLDING							
(1)	INSTITUTIONS							
(a)	Mutual Funds /UTI	2	9006817	9006817	1.60	1.60		
(b)	Financial Institutions /Banks	5	6895486	6895486	1.23	1.23		
(c)	Central Government / State Government(s)	0	0	0	0.00	0.00		
(d)	Venture Capital Funds	0	0	0	0.00	0.00		
(e)	Insurance Companies	2	15340277	15340277	2.73	2.73		
(f)	Foreign Institutional Investors	20	119971222	119971222	21.34	21.34		
(g)	Foreign Venture Capital Investors	0	0	0	0.00	0.00		
(h)	Others	0	0	0	0.00	0.00		
	Sub-Total (B1) :	29	151213802	151213802	26.90	26.90		
(2)	NON-INSTITUTIONS							
(a)	Bodies Corporate	528	20292479	20292479	3.61	3.61		



CATEGORY CODE	CATEGORY OF SHAREHOLDER	NO OF SHAREHOLDERS	TOTAL NUMBER OF SHARES	NO OF SHARES HELD IN DEMATERIALIZED FORM	TOTAL SHAREHOLDING AS A % OF TOTAL NO OF SHARES			SHARES PLEDGE OR OTHERWISE ENCUMBERED	AS a PERCENTAGE (IX)=(VIII)/(IV)*100
					AS a PERCENTAGE of (A+B)	AS a PERCENTAGE of (A+B+C)	NUMBER OF SHARES		
(I)	(II)	(III)	(IV)	(V)	(VI)	(VII)	(VIII)	(IX)	
(b)	Individuals								
	(i) Individuals holding nominal share capital upto Rs.1 lakh	44729	40815299	40794773	7.26	7.26			
	(ii) Individuals holding nominal share capital in	328	9894474	9894474	1.76	1.76			
(c)	Others								
	NON RESIDENT INDIANS	442	2041001	2041001	0.36	0.36			
	CLEARING MEMBERS	121	573629	573629	0.10	0.10			
	TRUSTS	1	2650	2650	0.00	0.00			
	Sub-Total B(2) :	46139	73619532	73599006	13.10	13.10			
	Total B=B(1)+B(2) :	46168	224833334	224812808	40.00	40.00			
	Total (A+B) :	46169	562083335	562062809	100.00	100.00			
(C)	Shares held by custodians, against which Depository Receipts have been issued								
(1)	Promoter and Promoter Group								
(2)	Public	0	0	0	0.00	0.00			
	GRAND TOTAL (A+B+C) :	46169	562083335	562062809	100.00	0.00	0		




Statement showing holding of securities (including shares, warrants, convertible securities) of persons belonging to the category "Promoter and Promoter Group"											
Sr.N	(i)(b) Name of the Shareholder	Details of Shares held		Encumbered shares (*)			Details of Warrants		Details of convertible securities		Total Shares (including)
		No. of Shares held	As a % of grand	Pledge Shares	As a percentage (VI)=(V)/(III)	As a % of grand (VII)	Number of (VIII)	As a % total (IX)	Number of convertible (X)	As a % total (XI)	
(I)	(II)	(III)	(IV)	(V)	(VI)=(V)/(III)	(VII)	(VIII)	(IX)	(X)	(XI)	(XII)
1	PTC INDIA LIMITED	337250001	60.00	0	0.00	0.00	0	0.00	0	0.00	0.00
TOTAL :		337250001	60.00	0	0.00	0.00	0	0.00	0	0.00	0.00




Handwritten signature or initials.

Statement showing holding of securities (including shares, warrants, convertible securities) of persons belonging to the category "Public" and holding more than 1% of the total number of shares								
(i)(c)(i)								
Sr.No.	Name of the shareholder	Number of shares held	Shares as a percentage of	Details of warrants of	total	Details of convertible securities of	total	Total shares (including)
1	GS STRATEGIC INVESTMENTS LIMITED	48666667	8.66	0	0.00	0	0.00	0.00
2	HSBC BANK (MAURITIUS) LIMITED A/C GMIFA ASIA VENTURE LTD	20691920	3.68	0	0.00	0	0.00	0.00
3	MACQUARIE INDIA HOLDINGS LIMITED	19466667	3.46	0	0.00	0	0.00	0.00
4	EMERGING MARKETS GROWTH FUND, INC.	15933450	2.83	0	0.00	0	0.00	0.00
5	LIFE INSURANCE CORPORATION OF INDIA	13882595	2.47	0	0.00	0	0.00	0.00
6	BAJAJ ALLIANZ LIFE INSURANCE COMPANY LTD.	12147346	2.16	0	0.00	0	0.00	0.00
7	CAPITAL INTERNATIONAL EMERGING MARKETS FUND	10220735	1.82	0	0.00	0	0.00	0.00
	<b>TOTAL :</b>	<b>141009380</b>	<b>25.09</b>	<b>0</b>	<b>0.00</b>	<b>0</b>	<b>0.00</b>	<b>0.00</b>




*B*

(i)/(c)(ii)	Statement showing holding of securities (including shares, warrants, convertible securities) of persons (together with PAC) belonging to the category "Public" and holding more than 5% of the total number of shares of the company	Number of shares held	Shares as a percentage of total number of shares	Details of warrants	Details of convertible securities	Total shares (including underlying shares assuming full conversion of warrants and convertible securities)
Sr.No.	Name(s) of the shareholder(s) and the Persons Acting in Concert (PAC) with them	Number of shares held	Number of warrants total	As a % total	Number of convertible securities total	% w.r.t total
1	GSS STRATEGIC INVESTMENTS LIMITED	48666667	0	0.00	0	0.00
	TOTAL :	48666667	0	0.00	0	0.00

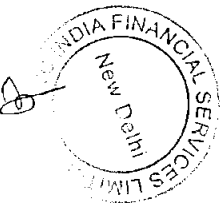


STATEMENT SHOWING DETAILS OF LOCKED-IN SHARES"				
(i)(d)				
SLNO	NAME OF THE SHAREHOLDER	CAT. CODE	NO OF SHARES	PERCENTAGE
1	PTC INDIA LIMITED	PRO	112416667	20.00
	<b>TOTAL :</b>		<b>112416667</b>	<b>20.00</b>





STATEMENT SHOWING DETAILS OF DEPOSITORY RECEIPTS (DRS)			
(1)(a)			
Sr.No.	Type of outstanding DR (ADRs,GDRs,SDRs,etc.)	Number of outstanding DRS	Number of shares underlying outstanding DRS
			Shares underlying outstanding DRS as a percentage of total number of shares (i.e., Grand Total (A)+(B)+(C) indicated in Statement at Para(1)(a) above)
	TOTAL :	0	0



(ii)(b)	Statement showing Holding of Depository Receipts (DRs), where underlying shares held by "Promoter/Promoter group" are in excess of 1% of the total number shares.			
Sr.No.	Name of the DR Holder	Type of outstanding DR (ADRs,GDRs,SDRs, etc.)	Number of shares underlying outstanding DRs	Shares underlying outstanding DRs as a percentage of total number of shares (i.e., Grand Total (A)+(B)+(C) indicated in Statement at para(i)(a) above)
TOTAL :			0	0

